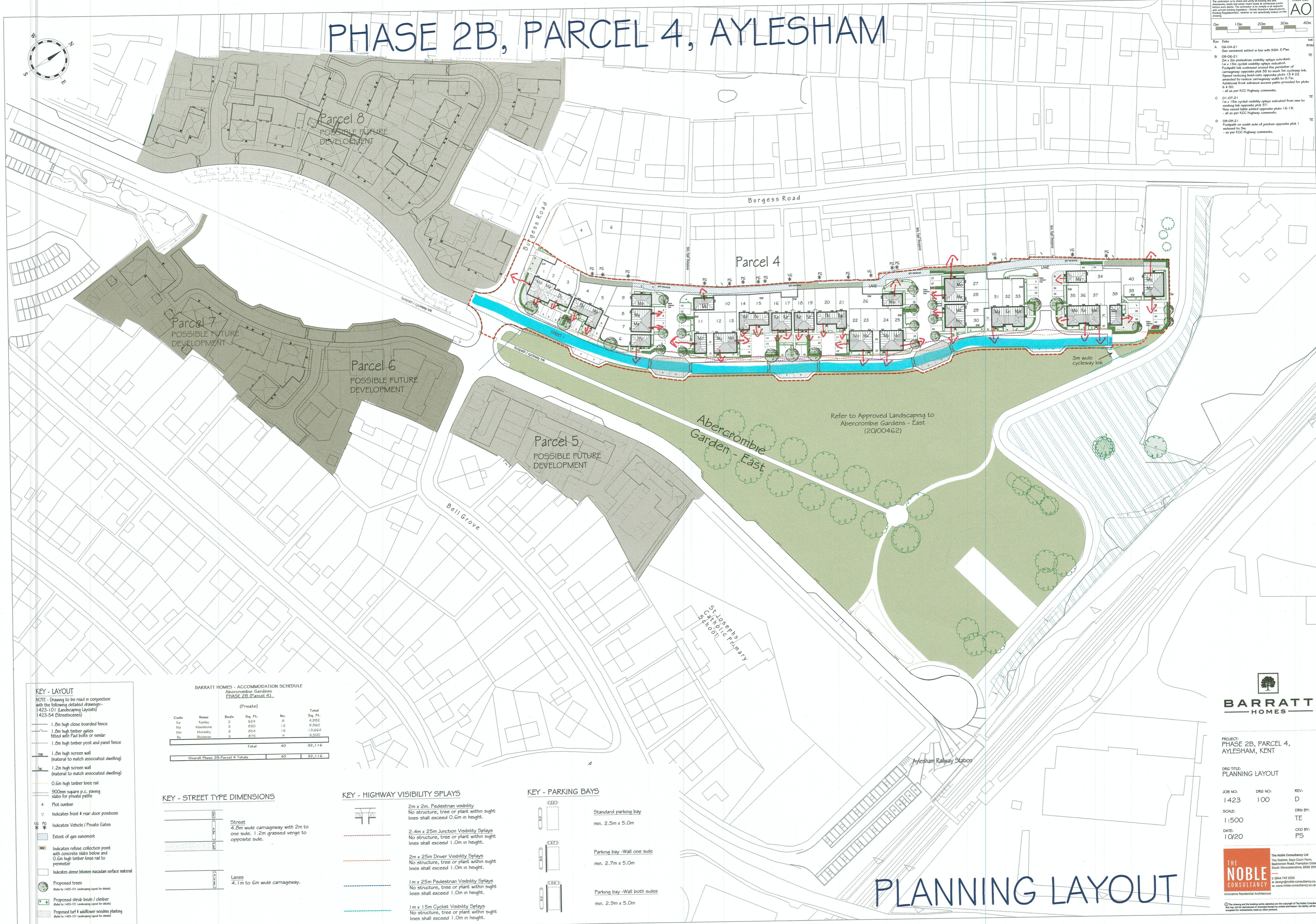
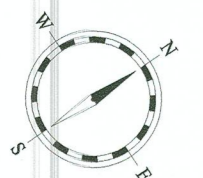


PHASE 2B, PARCEL 4, AYLESHAM

Sheet Size: AO
 Scale: 1:500
 Date: 10/20
 Rev: D
 DRG NO: 1423-101
 JOB NO: 1423

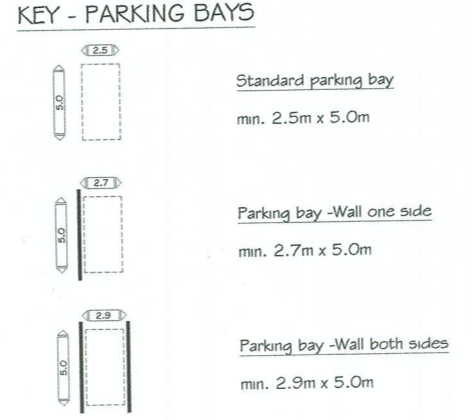

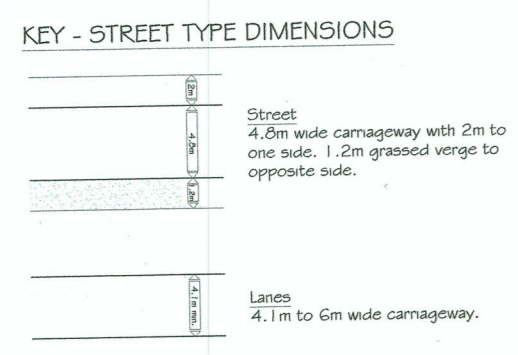


KEY - LAYOUT
 NOTE - Drawing to be read in conjunction with the following detailed drawings:
 1423-101 (Landscaping Layouts)
 1423-54 (Streetscenes)

- 1.0m high close boarded fence
- 1.0m high timber gates fitted with pad bolts or similar
- 1.0m high timber post and panel fence
- 1.0m high screen wall (material to match associated dwelling)
- 1.2m high screen wall (material to match associated dwelling)
- 0.6m high timber fence rail
- 900mm square p.c. paving slabs for private patios
- Plot number
- Indicates front & rear door positions
- Indicates Vehicle / Private Gates
- Extent of gas easement
- Indicates refuse collection point with concrete slabs below and 0.6m high timber fence rail to perimeter
- Indicates dense bitumen macadam surface material
- Proposed trees (Refer to 1423-101 Landscaping Layout for details)
- Proposed shrub beds / climber (Refer to 1423-101 Landscaping Layout for details)
- Proposed turf & wallflower seedling planting (Refer to 1423-101 Landscaping Layout for details)

BARRATT HOMES - ACCOMMODATION SCHEDULE
 Abercrombie Gardens - East
 PHASE 2B (Parcel 4)

Code	Name	Beds	Sq. Ft.	No.	Total Sq. Ft.
Kz	Kensley	2	624	8	4,992
Md	Maddison	3	630	12	9,960
Mo	Morley	3	654	16	13,664
Bu	Buchanan	3	672	4	3,550
Total					32,116
Overall Phase 2B-Parcel 4 Totals					40



PROJECT: PHASE 2B, PARCEL 4, AYLESHAM, KENT
 DRG TITLE: PLANNING LAYOUT
 JOB NO: 1423
 DRG NO: 100
 SCALE: 1:500
 DATE: 10/20
 REV: D
 DRN BY: TE
 CDD BY: PS

THE NOBLE CONSULTANCY
 The Noble Consultancy Ltd
 The Station, Great Court Farm,
 Badminton Road, Frampton Cotterell,
 South Gloucestershire, BS35 3HT
 T: 0844 745 2000
 E: design@the-noble-consultancy.co.uk
 W: www.the-noble-consultancy.co.uk
 Innovative Residential Architecture

PLANNING LAYOUT